


4806 m.

GRAN PREMIO MOTUL DE LA REPÚBLICA ARGENTINA

Free Practice Nr. 1

Classification

3

	Rider	Nation	Team	Motorcycle	Time	Lap Total	Gap	Top Speed
1	25 <b>Maverick VIÑALES</b>	SPA	Movistar Yamaha MotoGP	YAMAHA	<b>1'40.356</b>	17 19		<b>321.0</b>
2	9 <b>Danilo PETRUCCI</b>	ITA	OCTO Pramac Racing	DUCATI	<b>1'40.562</b>	16 18	0.206 0.206	<b>320.0</b>
3	5 <b>Johann ZARCO</b>	FRA	Monster Yamaha Tech 3	YAMAHA	<b>1'40.574</b>	20 20	0.218 0.012	<b>317.8</b>
4	94 <b>Jonas FOLGER</b>	GER	Monster Yamaha Tech 3	YAMAHA	<b>1'40.660</b>	19 20	0.304 0.086	<b>316.1</b>
5	17 <b>Karel ABRAHAM</b>	CZE	Pull&Bear Aspar Team	DUCATI	<b>1'40.678</b>	18 18	0.322 0.018	<b>319.6</b>
6	29 <b>Andrea IANNONE</b>	ITA	Team SUZUKI ECSTAR	SUZUKI	<b>1'40.701</b>	17 18	0.345 0.023	<b>316.8</b>
7	4 <b>Andrea DOVIZIOSO</b>	ITA	Ducati Team	DUCATI	<b>1'40.716</b>	15 16	0.360 0.015	<b>323.3</b>
8	8 <b>Hector BARBERA</b>	SPA	Reale Avintia Racing	DUCATI	<b>1'40.853</b>	18 19	0.497 0.137	<b>324.1</b>
9	43 <b>Jack MILLER</b>	AUS	EG 0,0 Marc VDS	HONDA	<b>1'40.867</b>	16 20	0.511 0.014	<b>317.9</b>
10	19 <b>Alvaro BAUTISTA</b>	SPA	Pull&Bear Aspar Team	DUCATI	<b>1'40.936</b>	17 17	0.580 0.069	<b>324.9</b>
11	93 <b>Marc MARQUEZ</b>	SPA	Repsol Honda Team	HONDA	<b>1'40.958</b>	11 18	0.602 0.022	<b>316.9</b>
12	41 <b>Aleix ESPARGARO</b>	SPA	Aprilia Racing Team Gresini	APRILIA	<b>1'40.982</b>	16 17	0.626 0.024	<b>317.3</b>
13	45 <b>Scott REDDING</b>	GBR	OCTO Pramac Racing	DUCATI	<b>1'41.062</b>	17 18	0.706 0.080	<b>319.8</b>
14	35 <b>Cal CRUTCHLOW</b>	GBR	LCR Honda	HONDA	<b>1'41.073</b>	16 17	0.717 0.011	<b>316.6</b>
15	99 <b>Jorge LORENZO</b>	SPA	Ducati Team	DUCATI	<b>1'41.128</b>	16 19	0.772 0.055	<b>324.8</b>
16	46 <b>Valentino ROSSI</b>	ITA	Movistar Yamaha MotoGP	YAMAHA	<b>1'41.311</b>	16 19	0.955 0.183	<b>318.4</b>
17	42 <b>Alex RINS</b>	SPA	Team SUZUKI ECSTAR	SUZUKI	<b>1'41.694</b>	17 19	1.338 0.383	<b>317.5</b>
18	53 <b>Tito RABAT</b>	SPA	EG 0,0 Marc VDS	HONDA	<b>1'41.703</b>	17 18	1.347 0.009	<b>316.9</b>
19	26 <b>Dani PEDROSA</b>	SPA	Repsol Honda Team	HONDA	<b>1'41.781</b>	10 17	1.425 0.078	<b>315.6</b>
20	44 <b>Po ESPARGARO</b>	SPA	Red Bull KTM Factory Racing	KTM	<b>1'41.829</b>	16 16	1.473 0.048	<b>314.8</b>
21	76 <b>Loris BAZ</b>	FRA	Reale Avintia Racing	DUCATI	<b>1'41.867</b>	14 16	1.511 0.038	<b>313.2</b>
22	38 <b>Bradley SMITH</b>	GBR	Red Bull KTM Factory Racing	KTM	<b>1'42.224</b>	18 19	1.868 0.357	<b>312.7</b>
23	22 <b>Sam LOWES</b>	GBR	Aprilia Racing Team Gresini	APRILIA	<b>1'42.237</b>	16 17	1.881 0.013	<b>315.3</b>

Practice condition: Dry

Air: 25°

Humidity: 80%

Ground: 30°

<b>Fastest Lap:</b>	Lap: 17	<b>Maverick VIÑALES</b>	<b>1'40.356</b>	172.4 Km/h
<b>Circuit Record Lap:</b>	2015	<b>Valentino ROSSI</b>	<b>1'39.019</b>	174.7 Km/h
<b>Circuit Best Lap:</b>	2014	<b>Marc MARQUEZ</b>	<b>1'37.683</b>	177.1 Km/h

The results are provisional until the end of the limit for protest and appeals.

Time limit for protest expires 30' after publication of the results - Mr. .... Time: .....

These data/results cannot be reproduced, stored and/or transmitted in whole or in part by any manner of electronic, mechanical, photocopying, recording, broadcasting or otherwise now known or herein after developed without the previous express consent by the copyright owner, except for reproduction in daily press and regular printed publications on sale to the public within 60 days of the event related to those data/results and always provided that copyright symbol appears together as follows below.

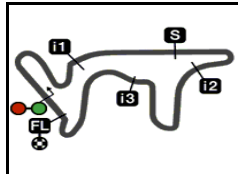
© DORNA, 2017

Official MotoGP Timing by TISSOT

www.motogp.com

Termas de Río Hondo, Friday, April 07, 2017





4806 m.

GRAN PREMIO MOTUL DE LA REPÚBLICA ARGENTINA

Free Practice Nr. 1

Top Speed & Average

4



Rider	Nation	Motorcycle	Top 5 speeds					Average	Top
19 Alvaro BAUTISTA	SPA	DUCATI	324.9	324.2	324.1	323.8	323.2	324.0	324.9
99 Jorge LORENZO	SPA	DUCATI	324.8	324.3	322.7	322.6	322.5	323.4	324.8
8 Hector BARBERA	SPA	DUCATI	324.1	323.2	322.8	321.8	321.1	322.6	324.1
4 Andrea DOVIZIOSO	ITA	DUCATI	323.3	323.2	322.6	322.4	321.0	322.5	323.3
25 Maverick VIÑALES	SPA	YAMAHA	321.0	319.3	318.7	318.2	317.0	318.8	321.0
9 Danilo PETRUCCI	ITA	DUCATI	320.0	319.4	319.4	319.4	318.5	319.3	320.0
45 Scott REDDING	GBR	DUCATI	319.8	319.7	319.6	319.2	319.1	319.5	319.8
17 Karel ABRAHAM	CZE	DUCATI	319.6	319.3	317.7	317.3	317.2	318.2	319.6
46 Valentino ROSSI	ITA	YAMAHA	318.4	316.9	316.6	316.2	316.0	316.8	318.4
43 Jack MILLER	AUS	HONDA	317.9	316.5	315.4	314.4	313.4	315.5	317.9
5 Johann ZARCO	FRA	YAMAHA	317.8	317.2	315.1	314.8	314.8	315.9	317.8
42 Alex RINS	SPA	SUZUKI	317.5	316.7	316.5	316.5	316.0	316.6	317.5
41 Aleix ESPARGARO	SPA	APRILIA	317.3	316.8	314.9	314.7	314.1	315.6	317.3
53 Tito RABAT	SPA	HONDA	316.9	316.5	315.0	312.9	310.1	314.3	316.9
93 Marc MARQUEZ	SPA	HONDA	316.9	315.8	314.6	314.5	314.5	315.3	316.9
29 Andrea IANNONE	ITA	SUZUKI	316.8	316.1	315.4	315.0	314.0	315.2	316.8
35 Cal CRUTCHLOW	GBR	HONDA	316.6	316.3	315.8	314.4	314.3	315.3	316.6
94 Jonas FOLGER	GER	YAMAHA	316.1	315.9	315.3	313.7	313.5	314.9	316.1
26 Dani PEDROSA	SPA	HONDA	315.6	315.3	315.1	314.6	313.9	314.9	315.6
22 Sam LOWES	GBR	APRILIA	315.3	313.8	312.5	310.7	310.5	312.6	315.3
44 Pol ESPARGARO	SPA	KTM	314.8	313.6	311.8	311.2	310.9	312.5	314.8
76 Loris BAZ	FRA	DUCATI	313.2	313.1	311.8	311.2	310.8	312.0	313.2
38 Bradley SMITH	GBR	KTM	312.7	311.6	311.0	310.8	309.7	311.2	312.7

These data/results cannot be reproduced, stored and/or transmitted in whole or in part by any manner of electronic, mechanical, photocopying, recording, broadcasting or otherwise now known or herein after developed without the previous express consent by the copyright owner, except for reproduction in daily press and regular printed publications on sale to the public within 60 days of the event related to those data/results and always provided that copyright symbol appears together as follows below.

© DORNA, 2017

Official MotoGP Timing by TISSOT  
www.motogp.com



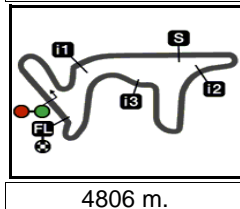
Termas de Río Hondo, Friday, April 07, 2017

GRAN PREMIO MOTUL DE LA REPÚBLICA ARGENTINA

Free Practice Nr. 1

Chronological Analysis of Performances

5



4806 m.

\* Lap / Sector time cancelled T1 Time from finish line to 1st intermediate T3 Time from 2nd intermed. to 3rd intermed.  
 P Crossing the finish line in pit lane T2 Time from 1st intermed. to 2nd intermed. T4 Time from 3rd intermediate to finish line

Lap	Lap Time	T1	T2	T3	T4	Speed	Lap	Lap Time	T1	T2	T3	T4	Speed
<b>1st 25 Maverick VIÑALES</b> Movistar Yamaha Mot SPA													
			Runs=3	Total laps=19	Full laps=14								
1	2'45.071	1'26.871	26.180	27.869	24.151	291.3	2	1'45.239	30.215	25.022	26.457	23.545	305.0
2	1'45.448	30.459	24.949	26.600	23.440	310.4	3	1'43.550	29.525	24.909	26.025	23.091	308.3
3	1'43.542	29.698	24.621	25.986	23.237	312.3	4	1'42.684	29.254	24.360	25.934	23.136	313.5
4	1'42.642	29.145	24.375	25.836	23.286	310.4	5	1'42.130	28.995	24.371	25.784	22.980	310.3
5	1'41.936	29.227	24.229	25.646	22.834	313.2	6	1'43.387	29.810	24.636	25.823	23.118	304.4
6	1'41.469	28.936	24.088	25.475	22.970	312.4	7	1'42.153	29.233	24.327	25.676	22.917	313.5
7	1'41.958	28.879	24.187	25.445	23.447	313.4	8	1'41.561	28.938	24.140	25.589	22.894	313.2
8	1'57.537 P	42.894	27.061	26.821	20.761	288.0	9	1'41.706 P	30.560	24.502	25.930	20.714	311.5
9	8'45.454	7'31.490	24.756	26.051	23.157	312.7	10	7'01.534	5'47.392	25.068	26.059	23.015	300.6
10	1'41.626	29.069	24.181	25.566	22.810	311.4	11	1'41.638	29.070	24.241	25.518	22.809	313.1
11	1'40.796	28.734	24.009	25.266	22.787	314.5	12	1'41.258	28.866	24.053	25.578	22.761	313.3
12	1'45.042	28.851	25.905	27.341	22.945	314.2	13	1'42.126	29.130	24.290	25.839	22.867	312.1
13	1'41.412 P	29.734	24.553	26.361	20.764	310.5	14	1'38.198 P	28.780	24.143	25.558	19.717	313.4
14	6'18.459	5'04.873	24.508	26.117	22.961	317.0	15	7'56.778	6'42.845	24.733	26.201	22.999	302.9
15	1'40.385	28.825	23.815	25.226	22.519	318.2	16	1'40.937	28.836	23.975	25.486	22.640	315.1
16	1'45.633	30.880	25.379	25.652	23.722	309.4	17	1'41.116	28.696	23.716	25.617	23.087	317.8
17	1'40.356	28.711	23.658	25.317	22.670	319.3	18	1'40.697	28.644	23.814	25.462	22.777	317.2
18	1'42.906	28.882	24.123	26.414	23.487	321.0	19	1'41.067	28.639	24.101	25.581	22.746	314.8
19	1'40.923	28.697	23.878	25.348	23.000	318.7	20	1'40.574	28.640	24.054	25.331	22.549	314.8
<b>2nd 9 Danilo PETRUCCI</b> OCTO Pramac Racin ITA													
			Runs=4	Total laps=18	Full laps=12								
1	2'12.235 P	56.274	26.700	28.494	20.767	265.1	1	2'58.563	1'40.294	26.281	27.589	24.399	283.0
2	5'23.993	4'08.465	25.332	26.598	23.598	295.5	2	1'45.334	30.138	25.258	26.536	23.402	295.5
3	1'43.792	29.614	24.730	26.191	23.257	314.4	3	1'43.172	29.530	24.453	25.900	23.289	309.4
4	1'42.993	29.509	24.400	25.957	23.127	314.9	4	1'43.150	29.515	24.555	25.978	23.102	307.6
5	1'42.279	29.192	24.111	25.781	23.195	315.8	5	1'41.897	29.241	24.010	25.697	22.949	313.0
6	1'41.928	29.076	24.136	25.651	23.065	315.0	6	1'41.997	29.162	24.254	25.751	22.830	309.6
7	1'41.760	29.133	24.132	25.612	22.883	314.9	7	1'41.553	29.148	23.987	25.545	22.873	312.4
8	1'42.691 P	30.287	25.097	27.203	20.104	311.6	8	1'44.982 P	31.389	25.579	26.445	21.569	282.6
9	7'12.236	5'56.751	25.337	26.764	23.384	308.9	9	7'57.523	6'36.575	25.678	26.574	28.696	302.0
10	1'46.206	29.413	23.973	27.577	25.243	318.0	10	1'43.439	29.995	24.281	25.917	23.246	313.2
11	1'41.323	29.143	23.869	25.504	22.807	318.5	11	1'41.946	29.265	24.119	25.668	22.894	313.7
12	1'41.492	28.882	24.052	25.526	23.032	313.9	12	1'41.786	29.112	24.115	25.709	22.850	313.0
13	1'41.588	29.066	24.089	25.555	22.878	316.0	13	1'49.545	33.377	26.370	26.216	23.582	300.2
14	1'42.917 P	29.020	24.902	28.183	20.812	317.2	14	1'41.683	29.235	24.013	25.578	22.857	313.5
15	7'13.468	6'00.709	24.068	25.772	22.919	319.4	15	1'42.257 P	30.378	24.887	26.524	20.468	311.0
16	1'40.562	28.755	23.721	25.355	22.731	320.0	16	6'23.686	5'04.990	27.756	27.353	23.587	290.3
17	1'40.939	28.663	23.953	25.422	22.901	319.4	17	1'45.628	29.155	26.492	26.617	23.364	286.4
18	1'48.133	28.917	25.352	27.609	26.255	319.4	18	1'46.442	29.152	25.474	28.826	22.990	316.1
							19	1'40.660	28.774	23.884	25.372	22.630	315.3
							20	1'40.994	28.922	23.884	25.272	22.916	315.9
<b>3rd 5 Johann ZARCO</b> Monster Yamaha Tec FRA													
			Runs=3	Total laps=20	Full laps=15								
1	2'09.676	49.780	27.173	28.390	24.333	246.8							
<b>5th 17 Karel ABRAHAM</b> Pull&Bear Aspar Tea CZE													
			Runs=3	Total laps=18	Full laps=13								
1	2'03.689	42.973	27.002	28.745	24.969	266.5							

**Fastest Lap:** Maverick VIÑALES Movistar Yamaha Mot SPA 1'40.356 28.711 23.658 25.317 22.670

These data/results cannot be reproduced, stored and/or transmitted in whole or in part by any manner of electronic, mechanical, photocopying, recording, broadcasting or otherwise now known or herein after developed without the previous express consent by the copyright owner, except for reproduction in daily press and regular printed publications on sale to the public within 60 days of the event related to those data/results and always provided that copyright symbol appears together as follows below.  
 © DORNA, 2017



## Free Practice Nr. 1

MotoGP

Lap	Lap Time	T1	T2	T3	T4	Speed	Lap	Lap Time	T1	T2	T3	T4	Speed
2	1'46.851	30.853	25.129	26.924	23.945	303.9	16	1'46.625	33.759	23.895	25.948	23.023	322.4
3	1'44.067	29.986	24.502	26.222	23.357	301.3	<b>8th 8 Hector BARBERA</b> Reale Avintia Racing SPA						
4	1'43.593	29.531	24.495	26.166	23.401	308.3	Runs=3 Total laps=19 Full laps=14						
5	1'45.433	30.810	25.259	26.248	23.116	310.8	1	2'04.753	43.602	26.573	29.102	25.476	264.7
6	1'43.286	29.694	24.280	26.161	23.151	313.0	2	1'44.734	30.172	24.623	26.559	23.380	294.7
7	1'42.375	29.358	24.322	25.763	22.932	315.2	3	1'43.870	29.674	24.293	26.388	23.515	317.7
8	1'41.834	29.270	24.122	25.609	22.833	317.3	4	1'47.250	31.552	25.343	26.844	23.511	305.4
9	1'40.051 P	29.679	24.773	25.969	19.630	308.3	5	1'42.490	29.405	24.111	25.895	23.079	316.7
10	10'05.817 *	8'48.317	26.086	27.849*	23.565*	284.9	6	1'45.557	29.975	25.906	26.591	23.085	288.6
11	1'43.000	29.501	24.161	26.097	23.241	307.6	7	1'42.163	29.093	24.167	25.928	22.975	320.5
12	1'50.727	29.951	25.256	26.551	28.969	277.0	8	1'42.039 P	29.340	24.369	26.910	21.420	315.2
13	1'43.595 P	29.536	24.326	29.008	20.725	312.6	9	7'00.172	5'44.541	24.665	27.018	23.948	311.2
14	8'35.855	7'19.438	24.657	27.723	24.037	312.8	10	1'43.428	29.837	24.278	26.069	23.244	321.8
15	1'43.080	29.567	23.858	25.923	23.732	317.2	11	1'42.799	29.383	24.070	26.165	23.181	319.6
16	1'43.082	30.432	23.796	25.913	22.941	317.7	12	1'43.021	29.412	24.258	26.142	23.209	319.6
17	1'40.748	28.808	23.788	25.384	22.768	319.6	13	1'41.688 P	29.904	25.405	26.429	19.950	313.0
18	1'40.678	28.779	23.795	25.421	22.683	319.3	14	9'40.975	8'21.889	24.675	26.668	27.743	301.8
<b>6th 29 Andrea IANNONE</b> Team SUZUKI ECST ITA							15	1'48.254	29.297	23.725	25.980	29.252	324.1
Runs=3 Total laps=18 Full laps=13							16	1'41.449	29.113	23.672	25.742	22.922	321.1
1	2'10.856	49.426	27.357	29.015	25.058	259.9	17	1'58.553	34.540	32.892	28.205	22.916	178.0
2	1'46.064	30.458	25.341	26.518	23.747	305.9	18	1'40.853	28.716	23.783	25.589	22.765	322.8
3	1'43.523	29.452	24.809	25.952	23.310	308.7	19	1'40.893	28.872	23.686	25.663	22.672	323.2
4	1'42.331	28.998	24.529	25.733	23.071	311.3	<b>9th 43 Jack MILLER</b> EG 0,0 Marc VDS AUS						
5	1'52.012	29.282	28.087	31.595	23.048	311.8	Runs=3 Total laps=20 Full laps=15						
6	1'42.220	29.170	24.237	25.826	22.987	315.0	1	2'06.972	49.220	26.169	27.321	24.262	288.5
7	1'41.943 P	30.446	24.978	26.350	20.169	302.5	2	1'45.593	30.484	24.787	26.553	23.769	311.3
8	9'08.769	7'51.409	26.572	27.386	23.402	302.6	3	1'43.459	29.748	24.458	26.005	23.248	311.3
9	1'42.183	29.259	24.251	25.444	23.229	314.0	4	1'42.771	29.349	24.399	25.889	23.134	310.0
10	1'57.780	29.059	26.205	39.305	23.211	310.8	5	1'50.743	30.700	28.947	28.117	22.979	236.9
11	1'41.386	28.950	24.214	25.306	22.916	314.0	6	1'41.675	29.089	24.142	25.635	22.809	313.0
12	1'41.346	28.876	24.155	25.482	22.833	311.5	7	1'41.267 P	29.350	24.782	27.073	20.062	309.3
13	1'44.068 P	32.505	24.622	26.106	20.835	310.3	8	7'14.685	6'00.356	24.805	26.307	23.217	309.2
14	8'05.842	6'36.946	27.610	34.908	26.378	296.7	9	1'42.464	29.169	24.345	25.834	23.116	311.5
15	1'45.339	29.529	24.079	28.428	23.303	316.8	10	1'42.784	29.096	24.033	25.811	23.844	312.4
16	1'40.988	28.914	23.962	25.362	22.750	316.1	11	1'52.748	29.199	24.142	29.058	30.349	311.6
17	1'40.701	28.720	23.925	25.325	22.731	315.4	12	1'41.990	29.009	24.195	25.782	23.004	312.3
18	1'50.768	30.300	31.699	25.906	22.863	179.4	13	1'46.512	29.541	27.494	26.519	22.958	221.1
<b>7th 4 Andrea DOVIZIOSO</b> Ducati Team ITA							14	1'38.400 P	29.047	24.045	25.868	19.440	312.1
Runs=3 Total laps=16 Full laps=11							15	6'54.794	5'37.516	26.977	27.021	23.280	306.2
1	2'23.164	1'02.825	27.234	28.231	24.874	252.1	16	1'40.867	28.717	23.869	25.438	22.843	316.5
2	1'47.182	31.178	25.253	26.926	23.825	299.3	17	1'46.714	33.690	24.305	25.818	22.901	313.4
3	1'44.980	30.242	24.755	26.361	23.622	317.1	18	1'41.675	28.831	23.790	26.011	23.043	315.4
4	1'43.772	29.617	24.439	26.474	23.242	317.3	19	1'52.203	28.700	23.901	26.210	33.392	314.4
5	1'42.532	29.402	24.021	25.977	23.132	322.6	20	1'46.363	33.893	23.988	25.601	22.881	317.9
6	1'39.896 P	29.163	24.463	25.861	20.409	320.3	<b>10th 19 Alvaro BAUTISTA</b> Pull&Bear Aspar Tea SPA						
7	12'50.263	1'35.493	24.537	26.531	23.702	315.3	Runs=3 Total laps=17 Full laps=12						
8	1'42.229	29.288	24.088	25.849	23.004	319.6	1	2'16.656	58.386	26.087	28.031	24.152	283.3
9	1'41.920	29.234	24.013	25.620	23.053	320.8	2	1'45.738	30.526	24.836	26.990	23.386	308.0
10	1'45.428	30.131	24.608	26.503	24.186	316.3	3	1'44.171	29.718	24.769	26.296	23.388	312.3
11	1'41.527	29.068	23.789	25.613	23.057	321.0	4	1'43.473	29.436	24.293	26.248	23.496	314.0
12	1'42.179 P	30.969	24.671	26.641	19.898	313.2	5	1'42.231	29.058	24.202	25.950	23.021	319.4
13	8'04.482	6'50.504	24.457	26.279	23.242	313.2	6	1'41.873	29.034	23.969	25.856	23.014	321.2
14	1'40.939	28.793	23.670	25.625	22.851	323.3	7	1'42.025	29.108	24.048	25.797	23.072	321.6
15	1'40.716	28.680	23.613	25.603	22.820	323.2							

**Fastest Lap:** Maverick VIÑALES Movistar Yamaha Mot SPA 1'40.356 28.711 23.658 25.317 22.670

These data/results cannot be reproduced, stored and/or transmitted in whole or in part by any manner of electronic, mechanical, photocopying, recording, broadcasting or otherwise now known or herein after developed without the previous express consent by the copyright owner, except for reproduction in daily press and regular printed publications on sale to the public within 60 days of the event related to those data/results and always provided that copyright symbol appears together as follows below.  
© DORNA, 2017

Official MotoGP Timing by TISSOT  
www.motogp.com



Termas de Río Hondo, Friday, April 07, 2017

Page 2 of 5

## Free Practice Nr. 1

MotoGP

Lap	Lap Time	T1	T2	T3	T4	Speed	Lap	Lap Time	T1	T2	T3	T4	Speed
8	1'42.724	P 30.387	24.691	26.708	20.938	316.9	3	1'44.270	30.130	24.748	26.104	23.288	316.8
9	1'39.068	0'25.537	24.434	26.019	23.078	317.0	4	1'43.640	29.776	24.541	26.005	23.318	315.5
10	1'39.278	P 29.181	23.894	26.011	20.192	324.1	5	1'42.759	29.601	24.203	25.930	23.025	318.1
11	8'39.266	7'25.826	24.246	26.074	23.120	322.2	6	1'46.806	P 31.803	26.979	27.805	20.219	310.0
12	1'41.823	29.158	24.109	25.711	22.845	319.9	7	11'16.858	0'00.868	26.247	26.410	23.333	266.3
13	1'41.311	28.953	23.699	25.740	22.919	324.9	8	1'42.851	29.755	24.198	25.784	23.114	316.6
14	1'41.528	28.854	23.934	25.873	22.867	323.2	9	1'46.541	30.772	24.390	28.298	23.081	315.8
15	1'50.750	34.280	27.051	26.521	22.898	291.5	10	1'42.201	29.450	23.985	25.703	23.063	319.8
16	1'41.112	28.845	23.811	25.658	22.798	323.8	11	1'42.208	29.449	23.989	25.686	23.084	316.8
17	1'40.936	28.847	23.692	25.657	22.740	324.2	12	1'43.570	P 33.448	24.499	25.872	19.751	313.2

**11th 93 Marc MARQUEZ** Repsol Honda Team SPA  
 Runs=3 Total laps=18 Full laps=14

1	2'08.205	48.942	27.137	27.990	24.136	271.8
2	1'43.978	29.891	24.786	26.105	23.196	313.1
3	1'49.638	31.983	26.895	27.434	23.326	304.3
4	1'42.385	29.320	24.413	25.666	22.986	312.6
5	1'44.934	29.100	26.786	26.148	22.900	314.6
6	1'41.581	28.853	24.311	25.538	22.879	312.5
7	1'44.434	P 30.968	25.749	26.721	20.996	308.3
8	8'26.481	7'11.353	25.033	26.608	23.487	308.7
9	9'50.247	* 8'34.74*	25.422	26.788	23.291	308.6
10	1'42.407	29.227	24.158	26.012	23.010	313.9
11	1'40.958	28.915	23.880	25.425	22.738	315.8
12	1'41.190	28.864	24.094	25.487	22.745	314.5
13	1'48.812	28.837	24.226	25.566	30.183	311.0
14	1'57.724	29.246	24.896	31.610	31.972	316.9
15	1'41.103	29.054	23.882	25.523	22.644	314.5
16	1'45.973	30.778	25.809	26.569	22.817	309.9
17	1'41.268	28.849	24.229	25.487	22.703	311.4
18	1'41.448	28.792	24.472	25.534	22.650	314.0

**12th 41 Aleix ESPARGARO** Aprilia Racing Team SPA  
 Runs=3 Total laps=17 Full laps=11

1	2'47.918	1'28.192	26.514	28.492	24.720	267.9
2	1'46.157	30.829	24.777	26.647	23.904	311.5
3	1'43.755	29.698	24.503	26.249	23.305	313.5
4	1'42.865	29.464	24.433	25.920	23.048	310.5
5	1'42.242	29.174	24.369	25.660	23.039	307.1
6	1'42.170	29.224	24.170	25.815	22.961	311.5
7	1'43.541	P 30.983	24.909	27.029	20.620	311.0
8	11'57.458	0'39.442	25.069	28.984	23.963	309.4
9	1'42.383	29.279	24.172	25.925	23.007	314.0
10	1'41.551	29.094	24.032	25.603	22.822	313.1
11	1'39.972	P 29.916	24.604	25.780	19.672	303.2
12	7'11.458	5'56.226	24.985	26.762	23.485	314.1
13	1'41.831	29.288	24.002	25.568	22.973	314.9
14	1'41.137	29.137	23.787	25.420	22.793	317.3
15	1'41.138	29.105	23.813	25.437	22.783	316.8
16	1'40.982	28.975	23.944	25.396	22.667	314.7
17	1'48.796	P 28.946	28.098	29.515	22.237	275.8

**13th 45 Scott REDDING** OCTO Pramac Racin GBR  
 Runs=3 Total laps=18 Full laps=13

1	2'30.136	1'13.427	26.248	26.907	23.554	279.8
2	1'45.269	30.013	24.890	26.678	23.688	310.1

**14th 35 Cal CRUTCHLOW** LCR Honda GBR  
 Runs=3 Total laps=17 Full laps=12

1	2'15.870	55.612	26.904	28.653	24.701	271.7
2	1'50.296	30.644	25.100	30.757	23.795	299.4
3	1'43.617	29.715	24.679	26.069	23.154	304.3
4	1'42.133	29.230	24.211	25.739	22.953	311.4
5	1'41.805	29.169	24.102	25.607	22.927	314.3
6	1'44.956	29.647	24.373	27.778	23.158	307.3
7	1'48.630	29.129	24.290	28.645	26.566	309.0
8	1'38.531	P 29.113	24.119	25.814	19.485	313.3
9	9'26.911	8'11.922	24.788	26.647	23.554	301.7
10	1'42.055	29.414	23.990	25.804	22.847	314.3
11	1'41.640	29.139	24.079	25.513	22.909	316.6
12	1'40.709	P 29.324	24.709	26.555	20.121	311.3
13	9'41.222	8'14.503	26.480	36.387	23.852	303.8
14	1'45.485	29.382	24.030	26.627	25.446	315.8
15	1'41.351	29.078	23.908	25.653	22.712	316.3
16	1'41.073	28.786	23.969	25.584	22.734	314.4
17	2'02.190	* 31.902	25.813	32.645*	31.830*	313.6

**15th 99 Jorge LORENZO** Ducati Team SPA  
 Runs=3 Total laps=19 Full laps=14

1	1'57.396	39.040	26.191	27.960	24.205	267.8
2	1'46.605	30.737	25.182	26.986	23.700	292.1
3	1'44.945	29.960	24.939	26.493	23.553	305.3
4	1'45.617	29.887	24.759	27.458	23.513	312.8
5	1'43.758	29.493	24.616	26.283	23.366	318.8
6	1'42.877	29.479	24.175	25.917	23.306	321.0
7	1'40.688	P 29.727	24.191	26.146	20.624	321.7
8	8'19.524	7'04.887	24.503	26.551	23.583	316.2
9	1'42.972	29.608	24.077	26.012	23.275	322.5
10	1'42.421	29.189	24.147	25.967	23.118	318.5
11	1'42.300	28.975	24.200	26.004	23.121	319.0
12	1'42.535	29.286	24.161	25.895	23.193	321.7
13	1'42.255	29.256	24.145	25.767	23.087	321.2
14	1'43.157	P 30.835	24.993	26.886	20.443	316.9
15	8'01.823	6'49.046	23.900	26.043	22.834	321.7
16	1'41.128	28.906	23.647	25.747	22.828	324.8
17	1'41.938	29.047	23.819	26.075	22.997	324.3

**Fastest Lap:** Maverick VIÑALES Movistar Yamaha Mot SPA 1'40.356 28.711 23.658 25.317 22.670

These data/results cannot be reproduced, stored and/or transmitted in whole or in part by any manner of electronic, mechanical, photocopying, recording, broadcasting or otherwise now known or herein after developed without the previous express consent by the copyright owner, except for reproduction in daily press and regular printed publications on sale to the public within 60 days of the event related to those data/results and always provided that copyright symbol appears together as follows below.  
 © DORNA, 2017

 Official MotoGP Timing by TISSOT  
 www.motogp.com

Termas de Río Hondo, Friday, April 07, 2017

Page 3 of 5



## Free Practice Nr. 1

MotoGP

Lap	Lap Time	T1	T2	T3	T4	Speed	Lap	Lap Time	T1	T2	T3	T4	Speed
18	1'41.840	29.079	23.959	25.867	22.935	322.7	8	8'55.913	7'39.410	25.514	27.016	23.973	292.2
19	1'41.604	29.076	23.939	25.663	22.926	322.6	9	1'44.635	29.901	24.877	26.308	23.549	307.9
<b>16th 46 Valentino ROSSI</b> Movistar Yamaha Mot ITA							10	1'58.208	29.600	24.545	33.476	30.587	306.2
Runs=3 Total laps=19 Full laps=14							11	1'43.457	29.373	24.823	25.933	23.328	308.6
1	2'34.460	1'16.131	26.108	27.885	24.336	282.2	12	1'43.087	29.502	24.517	26.027	23.041	310.1
2	1'45.767	30.807	24.804	26.633	23.523	313.0	13	1'41.675	P 31.523	24.513	26.050	19.589	309.4
3	1'44.071	29.776	24.677	26.319	23.299	313.2	14	7'59.630	* 6'27.590	32.294	35.251*	24.495*	281.4
4	1'43.156	29.270	24.282	26.094	23.510	312.1	15	1'43.183	29.619	24.292	26.042	23.230	312.9
5	1'43.643	29.977	24.247	26.084	23.335	314.8	16	1'41.998	29.160	24.035	25.819	22.984	316.5
6	1'42.673	29.300	24.260	25.986	23.127	314.1	17	1'41.703	29.091	24.174	25.606	22.832	316.9
7	1'42.633	P 31.100	24.931	26.486	20.116	310.5	18	1'42.005	29.087	24.228	25.742	22.948	315.0
8	7'49.182	6'32.887	26.131	26.743	23.421	293.8	<b>19th 26 Dani PEDROSA</b> Repsol Honda Team SPA						
9	1'42.671	29.509	24.091	25.910	23.161	316.0	Runs=3 Total laps=17 Full laps=11						
10	1'45.231	29.287	24.245	28.301	23.398	312.8	1	2'11.126	48.442	28.015	29.509	25.160	249.8
11	1'43.171	29.372	24.470	26.051	23.278	311.0	2	1'48.653	31.585	25.574	27.324	24.170	289.7
12	1'42.984	29.493	24.158	26.064	23.269	314.0	3	1'45.997	30.571	24.971	26.791	23.664	304.2
13	1'45.527	P 33.684	24.930	26.817	20.096	308.4	4	1'44.436	30.097	24.699	26.199	23.441	306.2
14	8'01.377	6'47.010	24.601	26.579	23.187	310.8	5	1'42.960	29.455	24.309	25.984	23.212	315.6
15	1'41.506	29.003	23.889	25.699	22.915	316.2	6	1'42.516	29.423	24.357	25.796	22.940	313.5
16	1'41.311	29.045	23.831	25.681	22.754	318.4	7	1'40.350	P 29.604	24.488	25.864	20.394	310.9
17	1'41.526	28.845	23.894	25.794	22.993	316.9	8	8'42.784	7'26.771	25.380	27.067	23.566	286.7
18	1'41.804	28.964	24.016	25.903	22.921	314.0	9	1'43.078	29.752	24.365	25.999	22.962	315.1
19	1'41.811	29.128	24.027	25.706	22.950	316.6	10	1'41.781	29.069	24.209	25.592	22.911	313.6
<b>17th 42 Alex RINS</b> Team SUZUKI ECST SPA							11	1'41.936	29.224	24.228	25.583	22.901	315.3
Runs=3 Total laps=19 Full laps=14							12	1'41.948	29.116	24.351	25.577	22.904	313.9
1	2'16.959	58.221	26.613	27.908	24.217	268.6	13	1'43.022	P 30.447	25.396	26.575	20.604	299.7
2	1'46.050	30.497	24.856	26.878	23.819	292.7	14	7'53.442	6'33.185	28.273	28.116	23.868	246.5
3	1'44.237	29.747	24.661	26.417	23.412	310.4	15	1'56.245	29.545	24.732	31.735	30.233	314.6
4	1'43.343	29.405	24.589	25.952	23.397	307.8	16	1'46.770	29.906	26.949	26.550	23.365	279.1
5	1'43.003	29.354	24.420	26.041	23.188	311.7	17	1'57.497	P 31.037	27.043	32.027	27.390	259.7
6	1'42.780	29.432	24.347	25.887	23.114	307.6	<b>20th 44 Pol ESPARGARO</b> Red Bull KTM Factory SPA						
7	1'44.791	P 29.938	26.658	26.819	21.376	290.1	Runs=3 Total laps=16 Full laps=11						
8	8'20.700	7'05.822	24.952	26.476	23.450	298.6	1	2'08.426	48.738	27.560	27.972	24.156	247.3
9	1'47.991	29.793	25.374	27.065	25.759	307.8	2	1'45.095	30.154	24.865	26.443	23.633	311.2
10	1'44.534	29.700	24.371	26.421	24.042	311.2	3	1'44.006	29.610	24.552	26.419	23.425	314.8
11	1'43.626	30.472	24.307	25.758	23.089	316.0	4	1'43.980	29.575	24.837	26.332	23.236	310.9
12	1'42.897	29.276	24.419	26.018	23.184	313.4	5	1'43.441	29.459	24.629	26.046	23.307	309.1
13	1'45.769	P 30.910	26.044	27.361	21.454	298.1	6	1'49.722	32.080	26.390	26.190	25.062	288.2
14	7'05.997	5'50.037	24.850	26.962	24.148	313.3	7	1'43.252	29.457	24.561	25.972	23.262	310.2
15	1'42.154	29.208	23.951	25.755	23.240	316.5	8	1'44.445	P 31.008	25.799	27.037	20.601	302.3
16	1'42.007	29.039	24.016	25.844	23.108	316.7	9	12'51.111	1'36.013	25.332	26.443	23.323	299.8
17	1'41.694	29.053	23.809	25.932	22.900	317.5	10	1'42.990	29.390	24.625	25.859	23.116	310.2
18	1'41.767	28.981	24.047	25.627	23.112	316.5	11	1'43.257	29.180	24.759	25.968	23.350	310.8
19	1'42.139	29.088	24.149	25.798	23.104	314.9	12	1'42.796	29.323	24.480	25.868	23.125	308.7
<b>18th 53 Tito RABAT</b> EG 0,0 Marc VDS SPA							13	1'42.155	P 31.064	25.005	26.377	19.709	308.6
Runs=3 Total laps=18 Full laps=13							14	8'36.965	7'20.451	25.449	27.691	23.374	309.4
1	2'23.874	1'03.928	27.064	28.055	24.827	247.8	15	1'42.176	29.168	24.300	25.717	22.991	311.8
2	1'47.691	31.346	25.514	26.940	23.891	288.6	16	1'41.829	29.040	24.251	25.628	22.910	313.6
3	1'45.290	30.234	25.076	26.460	23.520	295.3	<b>21st 76 Loris BAZ</b> Reale Avintia Racing FRA						
4	1'44.058	29.759	24.886	26.096	23.317	299.7	Runs=3 Total laps=17 Full laps=11						
5	1'43.528	29.611	24.670	26.052	23.195	306.0	1	2'03.181	44.110	26.287	28.132	24.652	256.6
6	1'43.339	29.427	24.522	26.084	23.306	309.5	2	1'46.964	30.811	25.100	26.804	24.249	304.4
7	1'41.500	P 29.845	25.280	26.590	19.785	297.8	3	1'44.035	29.769	24.367	26.179	23.720	310.4

**Fastest Lap:** Maverick VIÑALES Movistar Yamaha Mot SPA 1'40.356 28.711 23.658 25.317 22.670

These data/results cannot be reproduced, stored and/or transmitted in whole or in part by any manner of electronic, mechanical, photocopying, recording, broadcasting or otherwise now known or herein after developed without the previous express consent by the copyright owner, except for reproduction in daily press and regular printed publications on sale to the public within 60 days of the event related to those data/results and always provided that copyright symbol appears together as follows below.  
© DORNA, 2017

Official MotoGP Timing by TISSOT  
www.motogp.com



Termas de Río Hondo, Friday, April 07, 2017

Page 4 of 5

## Free Practice Nr. 1

MotoGP

Lap	Lap Time	T1	T2	T3	T4	Speed	Lap	Lap Time	T1	T2	T3	T4	Speed
	unfinished	29.443	24.435	27.492		308.3							
4	1'32.553		26.397	27.002	23.335	289.4							
5	<b>1'44.054</b>	29.577	24.506	26.641	23.330	308.0							
6	<b>1'42.886</b>	29.287	24.247	26.169	23.183	308.9							
7	<b>1'42.949</b>	29.294	24.326	26.129	23.200	310.2							
8	<b>1'47.926</b>	29.183	28.027	27.230	23.486	309.7							
9	<b>1'42.395</b>	29.125	24.318	25.881	23.071	309.1							
10	<b>1'45.371</b>	30.466	25.542	26.025	23.338	278.7							
11	<b>1'41.887</b>	29.031	24.174	<b>25.717</b>	22.965	311.2							
12	1'43.560 P	31.813	24.937	26.681	20.129	303.4							
13	10'00.954	8'47.717	24.104	25.989	23.144	310.8							
14	<b>1'41.867</b>	<b>28.824</b>	<b>24.049</b>	26.041	<b>22.953</b>	313.1							
15	<b>1'41.884</b>	28.879	24.074	25.784	23.147	311.8							
16	<b>1'42.321</b>	29.053	24.205	25.974	23.089	<b>313.2</b>							

**22nd 38** Bradley SMITH Red Bull KTM Factory GBR  
 Runs=3 Total laps=19 Full laps=14

1	2'27.329	1'05.383	27.648	29.010	25.288	251.3
2	<b>1'49.232</b>	31.673	25.975	27.466	24.118	286.5
3	<b>1'45.864</b>	30.359	25.089	26.721	23.695	308.3
4	<b>1'44.840</b>	29.809	25.050	26.441	23.540	308.0
5	<b>1'44.188</b>	29.934	24.687	26.213	23.354	308.3
6	<b>1'43.552</b>	29.464	24.454	26.027	23.607	311.6
7	<b>1'43.288</b>	29.497	24.556	25.930	23.305	307.3
8	1'42.055 P	29.633	25.155	26.711	20.556	297.5
9	8'01.510	6'44.713	25.216	27.573	24.008	306.7
10	<b>1'43.949</b>	29.830	24.589	26.141	23.389	306.5
11	<b>1'43.413</b>	29.447	24.559	26.168	23.239	307.4
12	<b>1'42.935</b>	29.428	24.360	26.017	23.130	308.7
13	1'46.868 P	32.257	26.643	27.596	20.372	282.7
14	7'09.956	5'54.557	25.282	26.684	23.433	305.0
15	<b>1'42.910</b>	29.433	24.330	26.053	23.094	306.1
16	<b>1'42.398</b>	29.277	24.231	<b>25.846</b>	23.044	310.8
17	<b>1'42.286</b>	29.145	<b>24.168</b>	25.940	23.033	<b>312.7</b>
18	<b>1'42.224</b>	<b>29.127</b>	24.257	25.891	22.949	311.0
19	<b>1'42.402</b>	29.263	24.326	25.899	<b>22.914</b>	309.7

**23rd 22** Sam LOWES Aprilia Racing Team GBR  
 Runs=3 Total laps=17 Full laps=12

1	2'48.769	1'28.424	27.155	28.434	24.756	264.7
2	<b>1'47.670</b>	30.993	25.591	27.077	24.009	297.5
3	<b>1'45.578</b>	30.353	25.135	26.436	23.654	306.8
4	<b>1'49.367</b>	29.823	25.300	30.348	23.896	302.8
5	1'40.692 P	29.431	25.104	26.176	19.981	305.4
6	8'31.547	7'13.391	26.334	27.966	23.856	296.9
7	<b>1'46.563</b>	30.207	24.916	27.794	23.646	308.7
8	<b>1'45.092</b>	29.564	25.219	26.485	23.824	305.1
9	<b>1'43.859</b>	29.440	24.755	26.285	23.379	309.7
10	<b>2'05.034</b>	49.025	25.937	26.455	23.617	301.5
11	1'49.251 P	35.405	24.920	26.418	22.508	310.7
12	9'22.648	8'07.453	25.211	26.464	23.520	309.8
13	<b>1'42.873</b>	29.244	24.481	25.868	23.280	310.5
14	<b>1'42.789</b>	29.305	24.400	25.811	23.273	<b>315.3</b>
15	<b>1'50.155</b>	29.221	<b>24.389</b>	33.124	23.421	312.5
16	<b>1'42.237</b>	<b>29.124</b>	24.480	<b>25.582</b>	<b>23.051</b>	313.8
17	<b>2'23.463</b>	1'01.787	28.396	27.881	25.399	285.1

**Fastest Lap:** Maverick VIÑALES Movistar Yamaha Mot SPA **1'40.356** 28.711 23.658 25.317 22.670

These data/results cannot be reproduced, stored and/or transmitted in whole or in part by any manner of electronic, mechanical, photocopying, recording, broadcasting or otherwise now known or herein after developed without the previous express consent by the copyright owner, except for reproduction in daily press and regular printed publications on sale to the public within 60 days of the event related to those data/results and always provided that copyright symbol appears together as follows below.

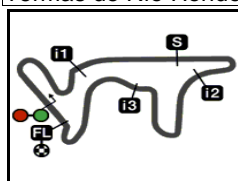
© DORNA, 2017

 Official MotoGP Timing by TISSOT  
 www.motogp.com

Termas de Río Hondo, Friday, April 07, 2017

Page 5 of 5





4806 m.

# GRAN PREMIO MOTUL DE LA REPÚBLICA ARGENTINA

## Free Practice Nr. 1

### Best Partial Times

*IT* Ideal Lap Time, sum of the best partial times

*BT* Best Lap Time

T1		T2		T3		T4						
Pos	Rider	Time	Rider	Time	Rider	Time	Rider	Time	Pos	Rider	IT	BT
1	J.ZARCO	28.639	A.DOVIZIOSO	23.613	M.VIÑALES	25.226	M.VIÑALES	22.519	1	<b>M.VIÑALES</b>	1'40.100	1'40.356 (1)
2	<b>D.PETRUCCI</b>	<b>28.663</b>	<b>J.LORENZO</b>	<b>23.647</b>	<b>J.FOLGER</b>	<b>25.272</b>	<b>J.ZARCO</b>	<b>22.549</b>	2	<b>J.ZARCO</b>	1'40.235	1'40.574 (3)
3	A.DOVIZIOSO	28.680	M.VIÑALES	23.658	A.IANNONE	25.306	J.FOLGER	22.630	3	<b>D.PETRUCCI</b>	1'40.470	1'40.562 (2)
4	<b>M.VIÑALES</b>	<b>28.697</b>	<b>H.BARBERA</b>	<b>23.672</b>	<b>J.ZARCO</b>	<b>25.331</b>	<b>M.MARQUEZ</b>	<b>22.644</b>	4	<b>J.FOLGER</b>	1'40.560	1'40.660 (4)
5	J.MILLER	28.700	A.BAUTISTA	23.692	D.PETRUCCI	25.355	A.ESPARGARO	22.667	5	<b>K.ABRAHAM</b>	1'40.634	1'40.678 (5)
6	<b>H.BARBERA</b>	<b>28.716</b>	<b>J.ZARCO</b>	<b>23.716</b>	<b>K.ABRAHAM</b>	<b>25.384</b>	<b>H.BARBERA</b>	<b>22.672</b>	6	<b>H.BARBERA</b>	1'40.649	1'40.853 (8)
7	A.IANNONE	28.720	D.PETRUCCI	23.721	A.ESPARGARO	25.396	K.ABRAHAM	22.683	7	<b>A.IANNONE</b>	1'40.682	1'40.701 (6)
8	<b>J.FOLGER</b>	<b>28.774</b>	<b>S.REDDING</b>	<b>23.738</b>	<b>M.MARQUEZ</b>	<b>25.425</b>	<b>C.CRUTCHLOW</b>	<b>22.712</b>	8	<b>A.DOVIZIOSO</b>	1'40.716	1'40.716 (7)
9	K.ABRAHAM	28.779	A.ESPARGARO	23.787	J.MILLER	25.438	D.PETRUCCI	22.731	9	<b>J.MILLER</b>	1'40.737	1'40.867 (9)
10	<b>C.CRUTCHLOW</b>	<b>28.786</b>	<b>K.ABRAHAM</b>	<b>23.788</b>	<b>S.REDDING</b>	<b>25.496</b>	<b>A.IANNONE</b>	<b>22.731</b>	10	<b>M.MARQUEZ</b>	1'40.741	1'40.958 (11)
11	M.MARQUEZ	28.792	J.MILLER	23.790	C.CRUTCHLOW	25.513	A.BAUTISTA	22.740	11	<b>A.ESPARGAR</b>	1'40.796	1'40.982 (12)
12	<b>L.BAZ</b>	<b>28.824</b>	<b>A.RINS</b>	<b>23.809</b>	<b>D.PEDROSA</b>	<b>25.577</b>	<b>S.REDDING</b>	<b>22.754</b>	12	<b>C.CRUTCHLO</b>	1'40.919	1'41.073 (14)
13	A.BAUTISTA	28.845	V.ROSSI	23.831	S.LOWES	25.582	V.ROSSI	22.754	13	<b>A.BAUTISTA</b>	1'40.934	1'40.936 (10)
14	<b>V.ROSSI</b>	<b>28.845</b>	<b>M.MARQUEZ</b>	<b>23.880</b>	<b>H.BARBERA</b>	<b>25.589</b>	<b>J.MILLER</b>	<b>22.809</b>	14	<b>S.REDDING</b>	1'41.001	1'41.062 (13)
15	J.LORENZO	28.906	J.FOLGER	23.884	A.DOVIZIOSO	25.603	A.DOVIZIOSO	22.820	15	<b>J.LORENZO</b>	1'41.044	1'41.128 (15)
16	<b>A.ESPARGARO</b>	<b>28.946</b>	<b>C.CRUTCHLOW</b>	<b>23.908</b>	<b>T.RABAT</b>	<b>25.606</b>	<b>J.LORENZO</b>	<b>22.828</b>	16	<b>V.ROSSI</b>	1'41.111	1'41.311 (16)
17	A.RINS	28.981	A.IANNONE	23.925	A.RINS	25.627	T.RABAT	22.832	17	<b>A.RINS</b>	1'41.317	1'41.694 (17)
18	<b>S.REDDING</b>	<b>29.013</b>	<b>T.RABAT</b>	<b>24.035</b>	<b>P.ESPARGARO</b>	<b>25.628</b>	<b>A.RINS</b>	<b>22.900</b>	18	<b>L.BAZ</b>	1'41.543	1'41.867 (21)
19	P.ESPARGARO	29.040	L.BAZ	24.049	A.BAUTISTA	25.657	D.PEDROSA	22.901	19	<b>T.RABAT</b>	1'41.560	1'41.703 (18)
20	<b>D.PEDROSA</b>	<b>29.069</b>	<b>B.SMITH</b>	<b>24.168</b>	<b>J.LORENZO</b>	<b>25.663</b>	<b>P.ESPARGARO</b>	<b>22.910</b>	20	<b>D.PEDROSA</b>	1'41.756	1'41.781 (19)
21	T.RABAT	29.087	D.PEDROSA	24.209	V.ROSSI	25.681	B.SMITH	22.914	21	<b>P.ESPARGAR</b>	1'41.829	1'41.829 (20)
22	<b>S.LOWES</b>	<b>29.124</b>	<b>P.ESPARGARO</b>	<b>24.251</b>	<b>L.BAZ</b>	<b>25.717</b>	<b>L.BAZ</b>	<b>22.953</b>	22	<b>B.SMITH</b>	1'42.055	1'42.224 (22)
23	B.SMITH	29.127	S.LOWES	24.389	B.SMITH	25.846	S.LOWES	23.051	23	<b>S.LOWES</b>	1'42.146	1'42.237 (23)

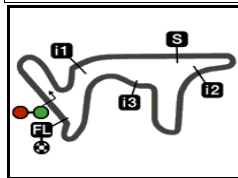
These data/results cannot be reproduced, stored and/or transmitted in whole or in part by any manner of electronic, mechanical, photocopying, recording, broadcasting or otherwise now known or herein after developed without the previous express consent by the copyright owner, except for reproduction in daily press and regular printed publications on sale to the public within 60 days of the event related to those data/results and always provided that copyright symbol appears together as follows below.

© DORNA, 2017

Official MotoGP Timing by **TISSOT**  
www.motogp.com








4806 m.

## GRAN PREMIO MOTUL DE LA REPÚBLICA ARGENTINA

## Free Practice Nr. 1

## Fastest Laps Sequence

<i>Practice Time</i>	 <i>Rider</i>	<i>Nation</i>	<i>Motorcycle</i>	<i>Time</i>	<i>Km/h</i>	<i>Rider's Lap</i>
3'44.001	99 Jorge LORENZO	SPA	DUCATI	1'46.605	162.2	2
3'49.487	8 Hector BARBERA	SPA	DUCATI	1'44.734	165.1	2
3'52.183	93 Marc MARQUEZ	SPA	HONDA	1'43.978	166.3	2
5'33.357	8 Hector BARBERA	SPA	DUCATI	1'43.870	166.5	3
5'36.024	43 Jack MILLER	AUS	HONDA	1'43.459	167.2	3
6'27.069	94 Jonas FOLGER	GER	YAMAHA	1'43.172	167.6	3
7'18.795	43 Jack MILLER	AUS	HONDA	1'42.771	168.3	4
7'21.149	5 Johann ZARCO	FRA	YAMAHA	1'42.684	168.4	4
7'22.774	29 Andrea IANNONE	ITA	SUZUKI	1'42.331	169.0	4
7'31.916	35 Cal CRUTCHLOW	GBR	HONDA	1'42.133	169.4	4
9'03.279	5 Johann ZARCO	FRA	YAMAHA	1'42.130	169.4	5
9'13.721	35 Cal CRUTCHLOW	GBR	HONDA	1'41.805	169.9	5
10'50.721	93 Marc MARQUEZ	SPA	HONDA	1'41.581	170.3	6
11'20.108	25 Maverick VIÑALES	SPA	YAMAHA	1'41.469	170.5	6
26'16.516	5 Johann ZARCO	FRA	YAMAHA	1'41.258	170.8	12
27'07.479	25 Maverick VIÑALES	SPA	YAMAHA	1'40.796	171.6	11
38'32.777	25 Maverick VIÑALES	SPA	YAMAHA	1'40.385	172.3	15
41'58.766	25 Maverick VIÑALES	SPA	YAMAHA	1'40.356	172.4	17

These data/results cannot be reproduced, stored and/or transmitted in whole or in part by any manner of electronic, mechanical, photocopying, recording, broadcasting or otherwise now known or herein after developed without the previous express consent by the copyright owner, except for reproduction in daily press and regular printed publications on sale to the public within 60 days of the event related to those data/results and always provided that copyright symbol appears together as follows below.

© DORNA, 2017

Official MotoGP Timing by TISSOT  
www.motogp.com



Termas de Río Hondo, Friday, April 07, 2017